

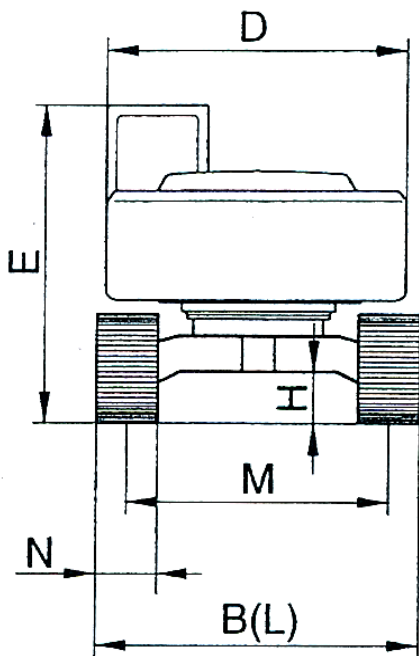
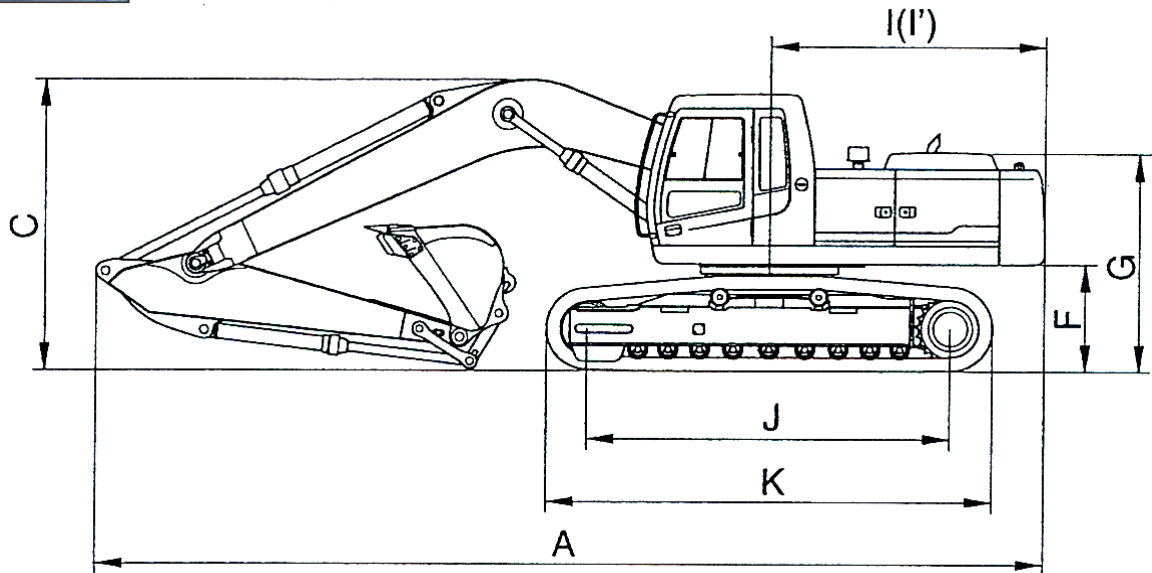
Daniel Smith Industries Ltd
 315 Flaxton Road, Rangiora, 7400
 Canterbury, New Zealand.
 Phone: 0064 (0) 3 313 9902
 Fax: 0064 (0) 3 313 9904
 Mobile 0064 (0) 21 33 66 23
 Email: daniel@danielsmith.co.nz

HYUNDAI Robex R290LC-7


Page 1 of 2



Specifications



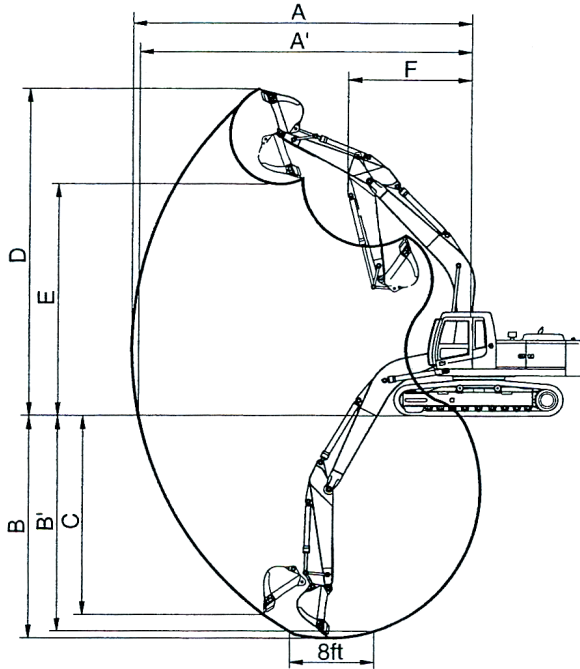
Description	Unit	Specification
Operating weight	kg(lb)	29300(64600)
Bucket capacity(PCSA heaped), standard	m ³ (yd ³)	1.27(1.66)
Overall length	A	10560(34' 8")
Overall width, with 600mm shoe	B	3200(10' 6")
Overall height	C	3290(10' 10")
Superstructure width	D	2980(9' 9")
Overall height of cab	E	3010(9' 11")
Ground clearance of counterweight	F	1190(3' 11")
Engine cover height	G	3190(10' 6")
Minimum ground clearance	H	500(1' 8")
Rear-end distance	I	3200(10' 6")
Rear-end swing radius	I'	3120(10' 3")
Distance between tumbler rollers	J	4030(13' 3")
Undercarriage length	K	4940(16' 2")
Undercarriage width	L	3200(10' 6")
Track gauge	M	2600(8' 6")
Track shoe width, standard	N	600(24")
Travel speed(Low/high)	km/hr(mph)	3.1/5.2(1.9/3.2)
Swing speed	rpm	11
Gradeability	Degree(%)	35(70)
Ground pressure(600mm shoe)	kg/cm ² (psi)	0.56(7.97)



Daniel Smith Industries Ltd
 315 Flaxton Road, Rangiora, 7400
 Canterbury, New Zealand.
 Phone: 0064 (0) 3 313 9902
 Fax: 0064 (0) 3 313 9904
 Mobile 0064 (0) 21 33 66 23
 Email: daniel@danielsmith.co.nz

HYUNDAI Robex R290LC-7

Working Ranges



Description		3.05m Arm
Max digging reach	A	10820mm
Max digging reach on ground	A'	10620mm
Max digging depth	B	7500mm
Max digging depth (8ft level)	B'	7300mm
Max vertical wall digging depth	C	6410mm
Max digging height	D	10160mm
Max dumping height	E	7110mm
Min swing radius	F	4230mm
Bucket digging force	SAE	169 kN
		17200 kgf
	ISO	37920 lbf
		192 kN
Arm crowd force	SAE	19600 kgf
		43210 lbf
	ISO	124 kN
		12600 kgf
	SAE	27780 lbf
		129 kN
	ISO	13100 kgf
		28880 lbf

Lifting Capacities

Load point height	Load radius												At max. reach				
	1.5m(5ft)		3.0m(10ft)		4.5m(15ft)		6.0m(20ft)		7.5m(25ft)		9.0m(30ft)		Capacity		Reach		
	👤	👤	👤	👤	👤	👤	👤	👤	👤	👤	👤	👤	👤	👤	m(ft)		
7.5m (25ft)	kg														*4460	3460	8.94
	lb														*9830	7630	(29.3)
6.0m (20ft)	kg								*4910	4670					*4600	2830	9.74
	lb								*10820	10300					*10140	6240	(32.0)
4.5m (15ft)	kg							*5960	*5960	*5390	4480				4610	2480	10.20
	lb							*13140	*13140	*11880	9880				10160	5470	(33.5)
3.0m (10ft)	kg		*9910	*9910	*9820	9600	*7280	6110	*6090	4220	*4140	3010	4370	2310	4370	2310	10.40
	lb		*21850	*21850	*21650	21160	*16050	13470	*13430	9300	*9130	6640	9630	5090	9630	5090	(34.1)
1.5m (5ft)	kg				*12250	8690	*8590	5650	*6830	3960	*4900	2880	4340	2270	4340	2270	10.35
	lb				*27010	19160	*18940	12460	*15060	8730	*10800	6320	9570	5000	9570	5000	(34.0)
Ground Line	kg		*9590	*9590	*13580	8220	*9550	5320	7110	3770	*4310	2780	4520	2360	4520	2360	10.04
	lb		*21140	*21140	*29940	18120	*21050	11730	15670	8310	*9500	6130	9960	5200	9960	5200	(32.9)
-1.5m (-5ft)	kg	*10390	*10390	*13470	*13470	*13920	8080	*10000	5170	6990			4990	2630	4990	2630	9.44
	lb	*22910	*22910	*29700	*29700	*30690	17810	*22050	11400	15410			11000	5800	11000	5800	(31.0)
-3.0m (-10ft)	kg	*14060	*14060	*18180	16660	*13440	8130	*9830	5160	7010	3680		*5980	3220	*5980	3220	8.48
	lb	*31000	*31000	*40080	36730	*29630	17920	*21670	11380	15450	8110		*13180	7100	*13180	7100	(27.8)
-4.5m (-15ft)	kg	*18380	*18380	*17190	17140	*11970	8370	*8750	5330				*5960	4600	*5960	4600	6.97
	lb	*40520	*40520	*37900	37790	*26390	18450	*19290	11750				*13140	10140	*13140	10140	(22.9)